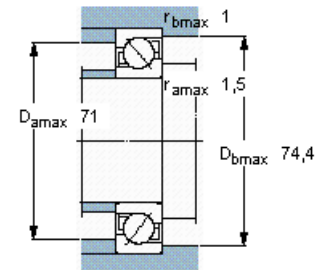
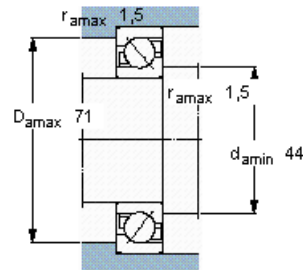
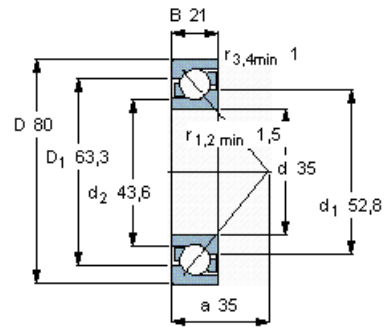


Angular contact ball bearings, single row



Principal dimensions			Basic load ratings		Fatigue load limit P_u	Speed ratings		Mass kg	Designation
d	D	B	dynamic	static		Reference speed	Limiting speed		
mm			kN		kN	r/min			-
35	80	21	39	24,5	1,04	10000	10000	0,45	7307 BEP



Calculation factors

- k_r 0,1
- k_a 1,6
- e 1,14
- X 0,35
- Y 0,57
- Y_0 0,26