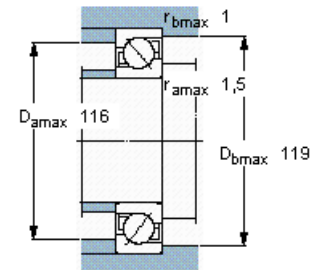
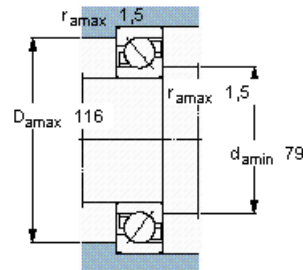
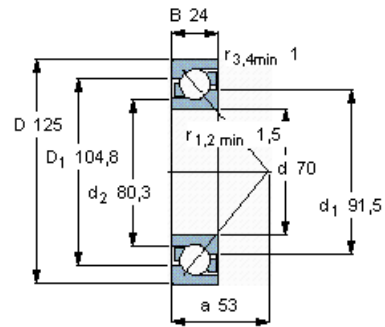


Angular contact ball bearings, single row



Principal dimensions			Basic load ratings		Fatigue load limit P_u	Speed ratings		Mass	Designation
d	D	B	dynamic	static		Reference speed	Limiting speed		
mm			kN		kN	r/min		kg	-
70	125	24	71,5	60	2,5	6000	6000	1,10	7214 BEP



Calculation factors

- k_r 0,095
- k_a 1,4
- e 1,14
- X 0,35
- Y 0,57
- Y_0 0,26