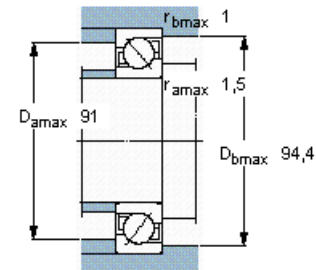
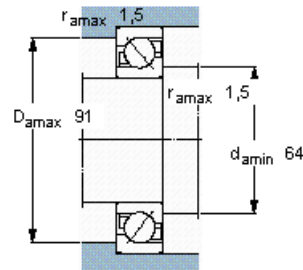
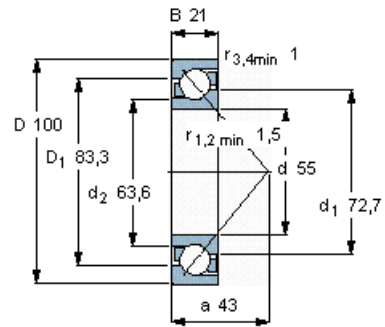


# Angular contact ball bearings, single row



Principal dimensions			Basic load ratings		Fatigue load limit $P_u$	Speed ratings		Mass kg	Designation
d	D	B	dynamic	static		Reference speed	Limiting speed		
mm			kN		kN	r/min			-
55	100	21	46,2	36	1,53	7500	7500	0,62	7211 BEP



### Calculation factors

- $k_r$  0,095
- $k_a$  1,4
- $e$  1,14
- $X$  0,35
- $Y$  0,57
- $Y_0$  0,26