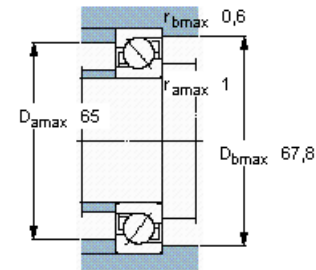
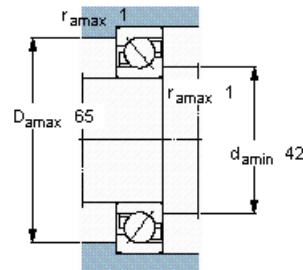
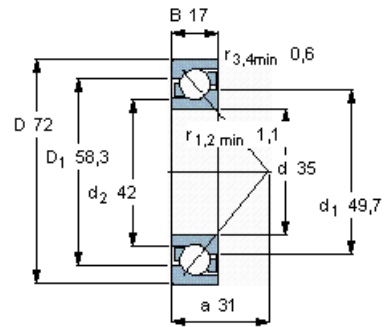


Angular contact ball bearings, single row



Principal dimensions			Basic load ratings		Fatigue load limit P_u	Speed ratings		Mass kg	Designation
d	D	B	dynamic C	static C_0		Reference speed r/min	Limiting speed		
mm			kN		kN	r/min			-
35	72	17	29,1	19	0,815	11000	11000	0,28	7207 BEP



Calculation factors

- k_r 0,095
- k_a 1,4
- e 1,14
- X 0,35
- Y 0,57
- Y_0 0,26